

We're going paperless!

Our PDF agreements have now been replaced by links to electronic agreements in DocuSign. This platform allows us to sign dealer agreements electronically and include mandatory fields to ensure there is no missing information when agreements are submitted.

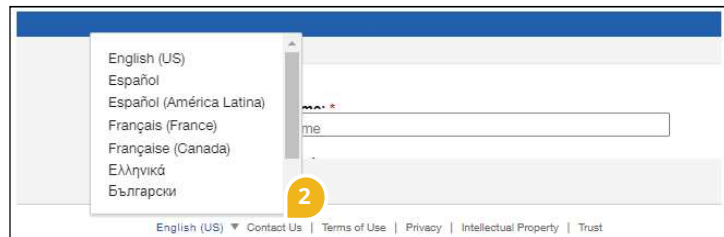
Step 1:

Click the link for the dealer agreement (1) in Sales Tools. Please be sure to choose the agreement for the province your dealership is in.



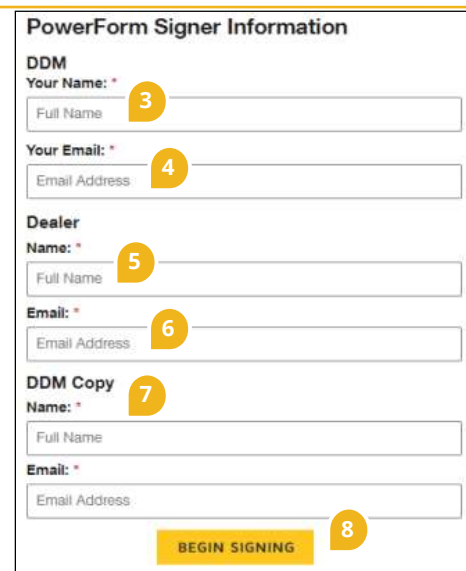
Step 2:

If your dealership prefers to have their correspondence in French, please change the language at the bottom of the screen. (2)



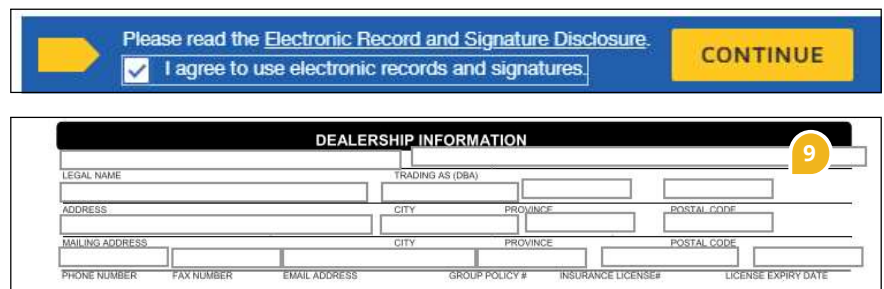
Step 3:

Enter your name (3) and email address (4) along with the name (5) and email address (6) of the person signing the agreement on behalf of the dealership. Fill out your information again (7) to receive a copy of the agreement when the dealership has signed. Then click "Begin Signing". (8)



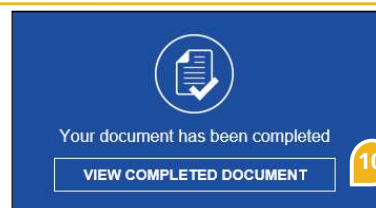
Step 4:

Fill out fields (9) and sign where required. Once completed, click submit. The agreement will then be sent to the dealership contact for signing. Any field you do not fill out will be mandatory for the dealership.



Step 5:

Once all parties have signed the agreement, you will receive another email with a completed copy of the document (10).



Need Help?

Email Customer Success at success@lgm.ca